

Signify Classified - Internal
Cooper Lighting Solutions Photometric Lab
1121 Highway 74 South
Peachtree City, GA 30269



Scaled data based on original data using
LM-79-08 Approved Method: Electrical and Photometric Measurements of Solid-
State Lighting Products

Test Report Prepared for
Cooper Lighting Solutions
(formerly Eaton)

Brand: McGRAW-EDISON

Report Number: P438616

Luminaire Tested: **ISW-SA1D-830-U-SL2-HSS**

Issue Date: 12/10/2020

Test Information

Test Method: LM-79-08
Report Number: P438616
TEST IS SCALED FROM IESNA LM-79-08 TEST DATA (G3-2011-074-15)
Test Lab: INNOVATION CENTER
Issue Date: 12/10/2020
Manufacturer: COOPER LIGHTING SOLUTIONS (FORMERLY EATON)
Product Line: McGRAW-EDISON
Catalog Number: ISW-SA1D-830-U-SL2-HSS
Description: IMPACT ELITE LED WEDGE LUMINAIRE
(1) 80 CRI, 3000K, 800mA LIGHTSQUARE WITH 16 LEDS AND TYPE II SPILL LIGHT
ELIMINATOR OPTICS WITH HOUSE SIDE SHIELD
Light Source: -
Ballast/Driver: ELECTRONIC DRIVER

Summary

Lumens per Lamp: N/A
Luminaire Lumens: 3634 lumens
Efficiency: N/A
Efficacy: 80.4 lumens/watt
Luminous Opening: Rectangular (W 0.5' x L: 0.5' x H: 0')
IES Classification: Type II - Short
BUG Rating: B1 - U0 - G1

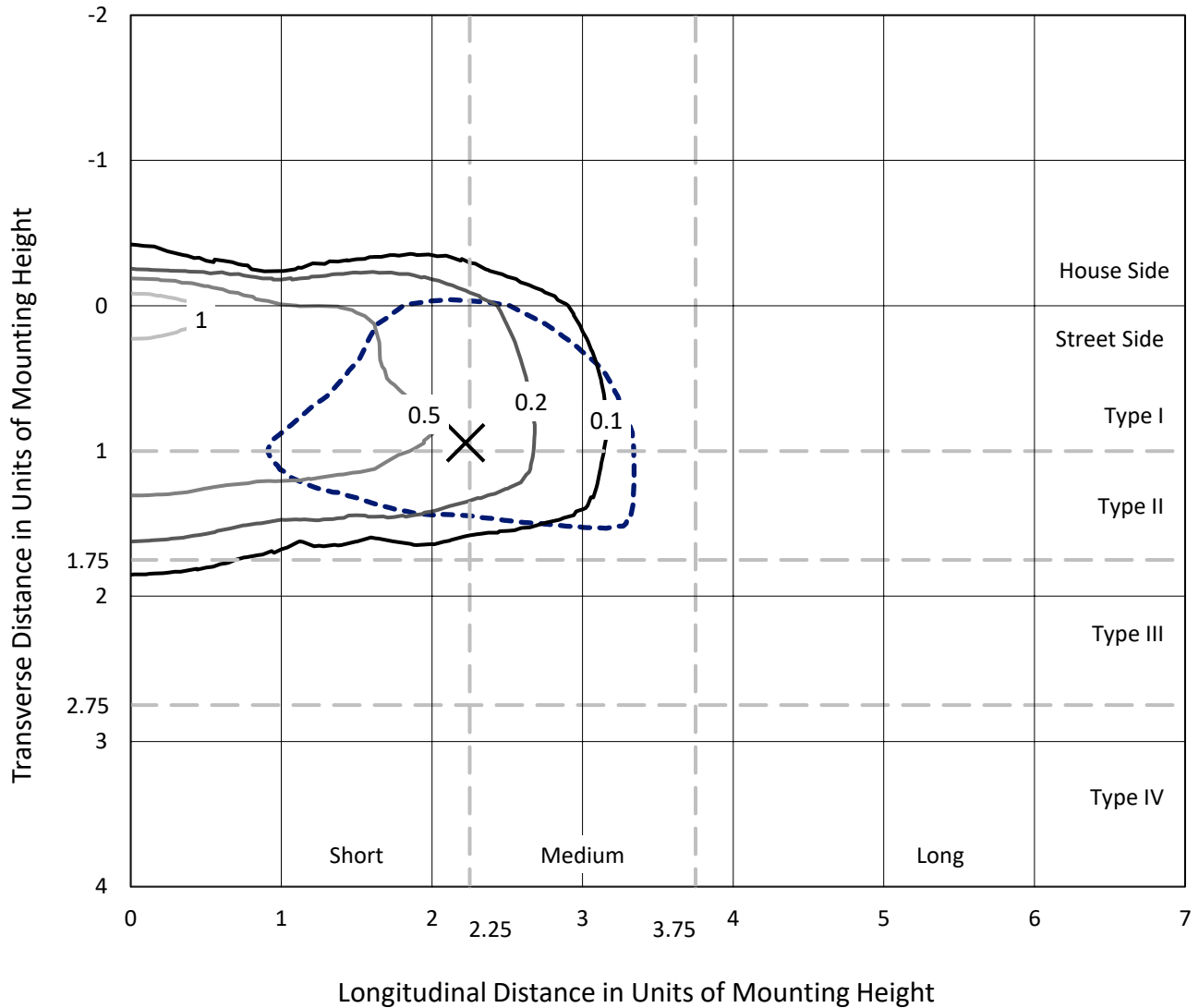
Input Watts (W): 45.2
Input Voltage (V): NR
Input Current (Ain): NR
Voltage Rise (V): NR
Power Factor: NR
Total Harmonic Distortion (THDi): NR
Frequency (hertz): 60
Stabilization Time: NR
Operation Time: NR
Ambient Temperature (°C): NR
Test Distance: 28.75 FT



REPORT NUMBER: P438616
 CATALOG NUMBER: ISW-SA1D-830-U-SL2-HSS

Iso-Footcandle Lines of Horizontal Illumination

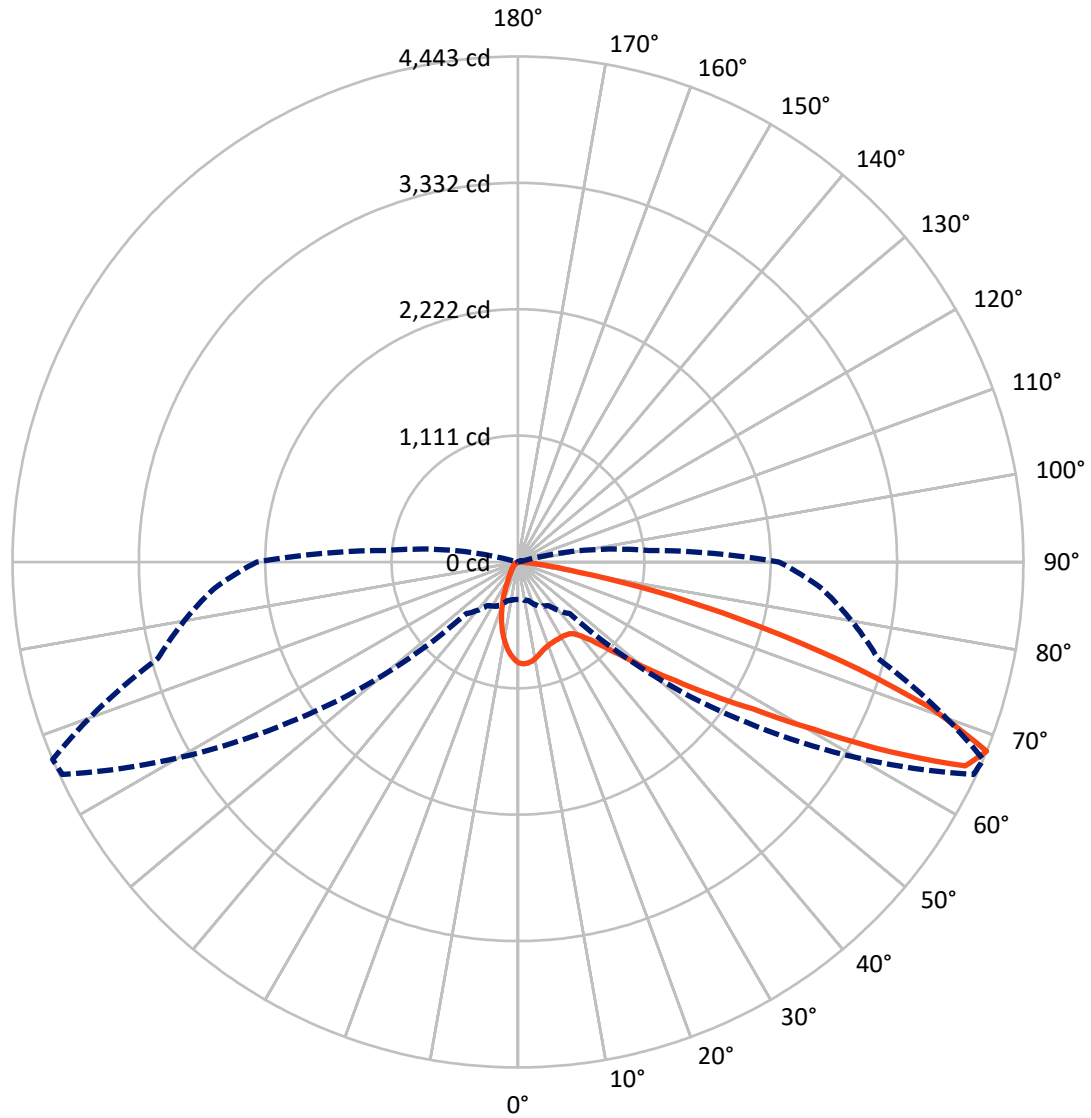
✕ Max cd
 - - - 1/2 Max cd



Based on 25 foot mounting height. Maximum calculated value = 1.4 fc
 Type II - Short - N/A

REPORT NUMBER: P438616
CATALOG NUMBER: ISW-SA1D-830-U-SL2-HSS

Luminous Intensity Polar Plot



— Vertical Plane Through 67-Deg Lateral - - - Horizontal Cone Through 67.5-Deg Vertical

REPORT NUMBER: P438616
 CATALOG NUMBER: ISW-SA1D-830-U-SL2-HSS

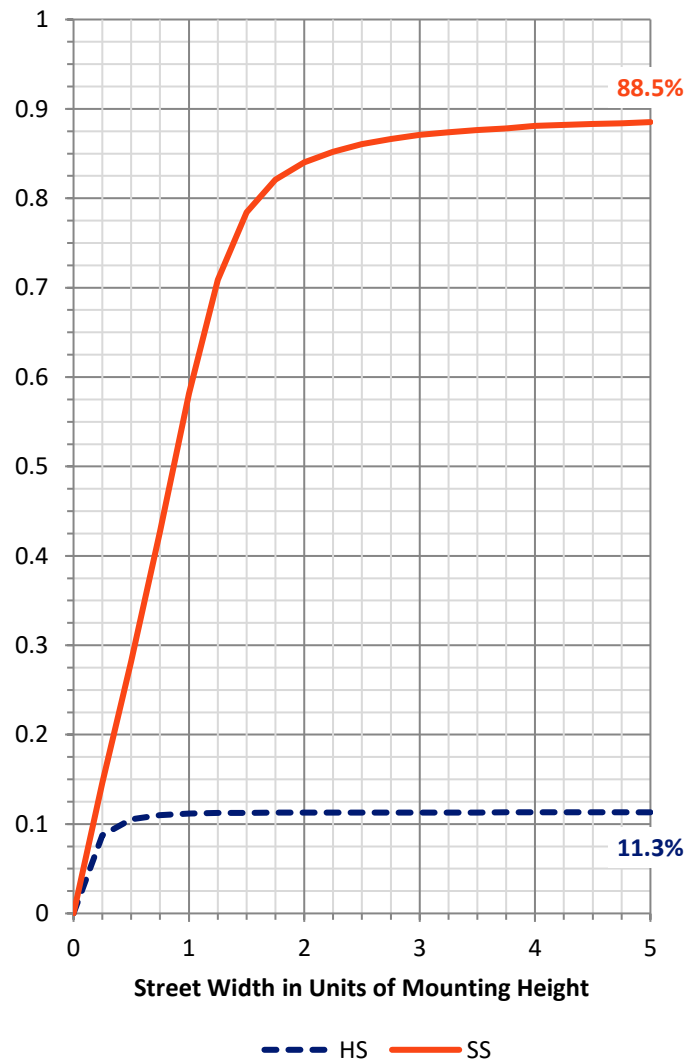
FLUX DISTRIBUTION:

		Downward	Upward	Total
House Side	Lumens	414.7	0.0	414.7
	% Fixture	11.4	0.0	11.4
Street Side	Lumens	3219.3	0.0	3219.3
	% Fixture	88.6	0.0	88.6
Total	Lumens	3634.0	0.0	3634.0
	% Fixture	100.0	0.0	100.0

Coefficient of Utilization

ZONAL LUMENS:

Zone	Lumens	% Fixture
0°-10°	72.3	2.0
10°-20°	156.6	4.3
20°-30°	224.4	6.2
30°-40°	330.3	9.1
40°-50°	545.5	15.0
50°-60°	877.6	24.1
60°-70°	956.8	26.3
70°-80°	435.5	12.0
80°-90°	35.0	1.0
90°-100°	0.0	0.0
100°-110°	0.0	0.0
110°-120°	0.0	0.0
120°-130°	0.0	0.0
130°-140°	0.0	0.0
140°-150°	0.0	0.0
150°-160°	0.0	0.0
160°-170°	0.0	0.0
170°-180°	0.0	0.0
0°-90°	3634.0	100.0
0°-180°	3634.0	100.0



REPORT NUMBER: P438616

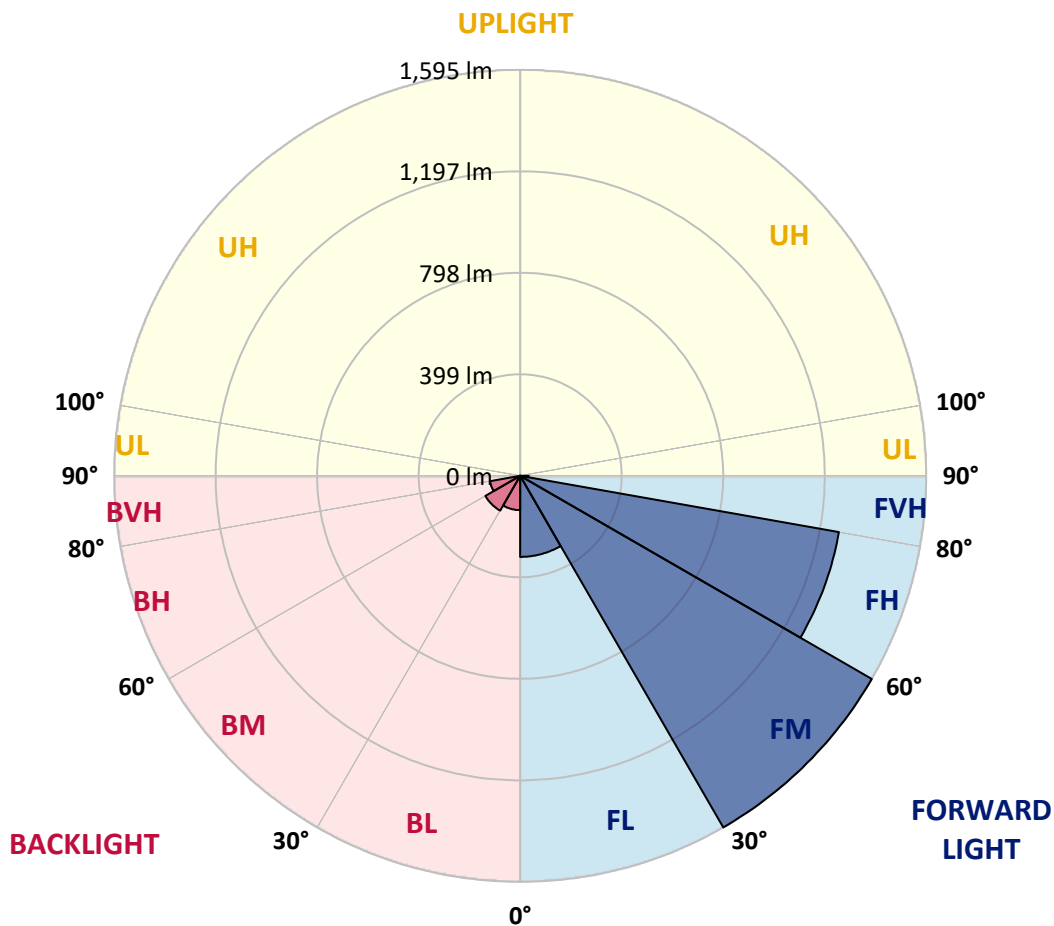
CATALOG NUMBER: ISW-SA1D-830-U-SL2-HSS

LUMINAIRE CLASSIFICATION SYSTEM LUMEN TABLE AND BUG RATING:

Zone	Lumens	% Fixture	Zone Rating/Lumen Limit		
			B	U	G
FL (0°-30°)	318.6	8.8			
FM (30°-60°)	1595.5	43.9			
FH (60°-80°)	1271.9	35.0			G1/1800
FVH (80°-90°)	33.3	0.9			G1/100
BL (0°-30°)	134.7	3.7	B1/500		
BM (30°-60°)	157.9	4.3	B0/220		
BH (60°-80°)	120.4	3.3	B1/500		G1/500
BVH (80°-90°)	1.7	0.0			G0/10
UL (90°-100°)	0.0	0.0		U0/0	
UH (100°-180°)	0.0	0.0		U0/0	

BUG Rating: B1-U0-G1

Type II Short





REPORT NUMBER: P438616
 CATALOG NUMBER: ISW-SA1D-830-U-SL2-HSS

CANDELA DISTRIBUTION (FULL):

	0°	5°	15°	25°	35°	45°	55°	65°	67°	75°	85°
0°	886.7	886.7	886.7	886.7	886.7	886.7	886.7	886.7	886.7	886.7	886.7
2.5°	875.6	883.5	885.1	888.3	888.3	893.1	894.7	897.9	896.3	897.9	894.7
5°	815.0	821.3	818.1	834.1	843.7	861.2	878.7	893.1	893.1	897.9	896.3
7.5°	754.4	760.7	760.7	773.5	789.4	815.0	843.7	877.2	880.3	896.3	891.5
10°	706.5	709.7	712.9	727.2	746.4	771.9	810.2	853.2	859.6	886.7	888.3
12.5°	668.2	673.0	677.8	692.2	709.7	735.2	771.9	821.3	832.5	870.8	885.1
15°	649.1	649.1	653.9	666.6	682.6	709.7	743.2	800.6	810.2	861.2	883.5
17.5°	639.5	641.1	644.3	650.7	663.4	685.8	722.5	778.3	791.0	853.2	883.5
20°	652.3	652.3	647.5	650.7	657.1	674.6	708.1	762.3	778.3	848.4	891.5
22.5°	679.4	679.4	671.4	666.6	661.9	668.2	698.5	755.9	770.3	848.4	896.3
25°	720.9	720.9	716.1	701.7	681.0	676.2	700.1	754.4	765.5	850.0	902.7
27.5°	770.3	771.9	767.1	751.2	719.3	692.2	704.9	751.2	763.9	848.4	905.9
30°	835.7	842.1	835.7	813.4	775.1	724.1	716.1	749.6	762.3	845.3	907.5
32.5°	901.1	905.9	912.2	897.9	843.7	773.5	740.0	755.9	767.1	846.9	904.3
35°	964.9	977.6	988.8	993.6	937.8	843.7	779.9	770.3	775.1	851.6	904.3
37.5°	1033.4	1046.2	1070.1	1094.1	1047.8	921.8	838.9	802.2	802.2	867.6	913.8
40°	1121.2	1127.5	1173.8	1202.5	1180.2	1047.8	923.4	856.4	854.8	912.2	940.9
42.5°	1205.7	1223.2	1283.8	1326.9	1312.5	1196.1	1025.5	952.1	936.2	984.0	990.4
45°	1328.5	1355.6	1403.4	1467.2	1481.6	1362.0	1183.4	1074.9	1059.0	1090.9	1073.3
47.5°	1443.3	1462.5	1508.7	1590.0	1673.0	1575.7	1362.0	1247.2	1232.8	1245.6	1216.9
50°	1480.0	1489.6	1542.2	1642.7	1838.8	1881.9	1607.6	1470.4	1468.8	1459.3	1411.4
52.5°	1416.2	1417.8	1478.4	1601.2	1907.4	2216.8	1955.3	1759.1	1732.0	1711.2	1647.5
55°	1221.6	1236.0	1287.0	1440.1	1840.4	2409.8	2511.9	2108.4	2063.7	1988.7	1909.0
57.5°	955.3	948.9	990.4	1130.7	1634.7	2486.3	3060.5	2551.7	2440.1	2215.2	2108.4
60°	695.3	679.4	706.5	786.2	1188.1	2336.4	3377.8	3176.9	2985.5	2459.2	2354.0
62.5°	516.7	516.7	545.4	582.1	728.8	1822.9	3427.3	3893.0	3677.7	2768.6	2613.9
65°	413.1	411.5	435.4	491.2	519.9	1130.7	3178.5	4403.3	4322.0	3090.8	2784.6
67.5°	330.1	330.1	350.9	427.4	467.3	642.7	2459.2	4419.3	4443.2	3275.8	2680.9
70°	232.8	240.8	266.3	357.2	451.3	491.2	1491.2	3795.7	3857.9	3220.0	2405.0
72.5°	130.8	137.2	183.4	264.7	433.8	472.1	834.1	2867.5	2972.8	2698.4	1961.6
75°	62.2	68.6	106.9	181.8	362.0	449.7	507.2	2033.4	2019.1	1752.7	1218.4
77.5°	27.1	30.3	47.8	105.3	256.8	419.4	371.6	1271.1	1213.7	822.9	511.9
80°	9.6	11.2	20.7	60.6	145.1	342.9	309.4	586.9	531.1	228.1	134.0
82.5°	1.6	1.6	8.0	28.7	65.4	191.4	255.2	280.7	242.4	57.4	57.4
85°	0.0	0.0	1.6	9.6	15.9	17.5	114.8	113.2	94.1	19.1	28.7
87.5°	0.0	0.0	0.0	1.6	1.6	3.2	3.2	3.2	3.2	3.2	4.8
90°	0.0	0.0	0.0	0.0	0.0	0.0	0.0	0.0	0.0	0.0	0.0



REPORT NUMBER: P438616
 CATALOG NUMBER: ISW-SA1D-830-U-SL2-HSS

CANDELA DISTRIBUTION (continued):

	90°	95°	105°	115°	125°	135°	145°	155°	165°	175°	180°
0°	886.7	886.7	886.7	886.7	886.7	886.7	886.7	886.7	886.7	886.7	886.7
2.5°	886.7	885.1	869.2	854.8	835.7	819.7	805.4	791.0	784.7	786.2	789.4
5°	888.3	878.7	845.3	808.6	770.3	732.0	695.3	673.0	655.5	649.1	655.5
7.5°	880.3	864.4	813.4	754.4	693.7	626.8	570.9	529.5	499.2	480.0	488.0
10°	874.0	850.0	775.1	685.8	599.7	511.9	432.2	373.2	331.7	307.8	303.0
12.5°	862.8	834.1	730.4	617.2	497.6	378.0	282.3	220.1	186.6	169.1	173.8
15°	859.6	815.0	685.8	537.5	389.1	255.2	170.6	135.6	121.2	118.0	118.0
17.5°	856.4	802.2	637.9	459.3	279.1	159.5	118.0	108.4	105.3	103.7	105.3
20°	853.2	784.7	590.1	374.8	188.2	114.8	102.1	97.3	94.1	94.1	92.5
22.5°	856.4	773.5	545.4	295.0	129.2	97.3	89.3	86.1	82.9	81.3	81.3
25°	853.2	759.1	491.2	216.9	100.5	86.1	79.7	73.4	70.2	68.6	67.0
27.5°	848.4	741.6	440.2	156.3	87.7	76.6	68.6	62.2	57.4	55.8	55.8
30°	843.7	719.3	381.2	114.8	79.7	68.6	59.0	52.6	47.8	44.7	44.7
32.5°	830.9	698.5	323.7	92.5	71.8	60.6	51.0	43.1	39.9	38.3	38.3
35°	822.9	674.6	263.1	79.7	65.4	52.6	43.1	36.7	33.5	31.9	31.9
37.5°	821.3	649.1	208.9	71.8	59.0	46.2	36.7	31.9	28.7	27.1	27.1
40°	827.7	636.3	161.1	65.4	51.0	39.9	31.9	27.1	23.9	22.3	22.3
42.5°	853.2	634.7	122.8	59.0	46.2	35.1	28.7	22.3	19.1	17.5	17.5
45°	910.6	644.3	97.3	54.2	39.9	30.3	23.9	19.1	15.9	14.4	14.4
47.5°	1004.7	684.2	81.3	49.4	33.5	25.5	19.1	15.9	11.2	11.2	11.2
50°	1157.8	768.7	71.8	43.1	28.7	20.7	15.9	11.2	8.0	8.0	8.0
52.5°	1384.3	897.9	65.4	38.3	23.9	17.5	12.8	8.0	6.4	6.4	6.4
55°	1618.7	1059.0	60.6	31.9	20.7	14.4	9.6	6.4	4.8	4.8	3.2
57.5°	1832.5	1191.3	54.2	27.1	15.9	11.2	6.4	4.8	3.2	3.2	3.2
60°	2086.0	1323.7	46.2	20.7	12.8	8.0	4.8	3.2	1.6	1.6	1.6
62.5°	2331.6	1398.7	38.3	15.9	9.6	6.4	3.2	1.6	1.6	1.6	1.6
65°	2438.5	1363.6	30.3	12.8	8.0	4.8	1.6	1.6	1.6	0.0	0.0
67.5°	2295.0	1153.1	23.9	9.6	6.4	3.2	1.6	1.6	0.0	0.0	0.0
70°	1976.0	933.0	19.1	8.0	4.8	1.6	1.6	1.6	0.0	0.0	0.0
72.5°	1551.8	687.4	15.9	6.4	3.2	1.6	1.6	1.6	0.0	0.0	0.0
75°	944.1	346.1	14.4	4.8	3.2	3.2	1.6	1.6	1.6	0.0	0.0
77.5°	320.6	108.4	9.6	4.8	3.2	3.2	1.6	1.6	1.6	1.6	1.6
80°	94.1	35.1	8.0	3.2	3.2	1.6	1.6	1.6	1.6	1.6	1.6
82.5°	49.4	15.9	4.8	3.2	1.6	1.6	1.6	1.6	1.6	1.6	1.6
85°	27.1	8.0	3.2	1.6	1.6	1.6	0.0	0.0	1.6	1.6	1.6
87.5°	4.8	3.2	3.2	1.6	1.6	1.6	0.0	0.0	0.0	1.6	1.6
90°	0.0	0.0	0.0	0.0	0.0	0.0	0.0	0.0	0.0	0.0	0.0

Cooper Lighting Solutions Photometric Lab
1121 Highway 74 South
Peachtree City, GA 30269



LM-79-2019: Approved Method: Electrical and Photometric Measurements of Solid-State Lighting Products

Report Prepared for

Cooper Lighting Solutions

MCGRAW EDISON

Report Number: SP1-2408-195-9

Test Date: 08/07/2024

Luminaire Tested: GALN-SB1A-830-U-5WQ

Data in this report applies to families of products including GALN-SB1A-830-U-5WQ.

Test Information

Test Method: LM-79-2019
 Report Number: SP1-2408-195-9
 Test Lab: COOPER LIGHTING SOLUTIONS
 Photometer: SP1 - 76IN SPHERE
 Measurement Geometry: 4π
 Issue Date: 08/07/2024
 Manufacturer: COOPER LIGHTING SOLUTIONS
 Product Line: MCGRAW EDISON
 Catalog Number: **GALN-SB1A-830-U-5WQ**
 Description: GALLEON AREA AND ROADWAY LUMINAIRE. (1) 80 CRI, 3000K, 350MA HIGH DENSITY LIGHTSQUARE WITH 26 LEDS AND TYPE V WIDE OPTICS

Spectral Parameters

CCT (K): 3050
 CIE u': 0.2476
 CIE v': 0.5251
 Duv: 0.0034
 CIE x: 0.4383
 CIE y: 0.4131
 CIE z: 0.1487
 Peak Wavelength (nm): 603
 Dominant Wavelength (nm): 581
 Purity: 55.55201
 Rf: 81.5
 Rg: 99.2

CRI (Ra):	81.0		
R1:	79.6	R9:	7.1
R2:	85.6	R10:	67.0
R3:	92.0	R11:	82.7
R4:	82.6	R12:	63.2
R5:	78.9	R13:	80.3
R6:	81.7	R14:	95.0
R7:	85.2	R15:	71.7
R8:	62.0		



Test Conditions

Stabilization Time: 20M
 Operation Time: 1H 20M
 Sphere Temperature (°C): 24.2

REPORT NUMBER: SP1-2408-195-9

Measurement and Test Equipment			
Instrument	Identification Number	Calibration Date	Calibration Due Date
Photometer	IN0058	6/18/2024	12/18/2024
Power Meter	INXT2011004	2/8/2024	2/8/2025
AC Power Source	IN0063	10/24/2023	10/24/2024
DC Power Source	IN0208	10/24/2023	10/24/2024
Sphere Thermometer	IN0085	10/24/2023	10/24/2024
Room Thermometer	IN0046	10/24/2023	10/24/2024

REPORT NUMBER: SP1-2408-195-9

CIE 1931 Chromaticity Diagram



CIE 1931 Chromaticity Diagram with 2017 ANSI 7-Step and 4-Step Quadrangles



Point lies inside the ANSI 3000K 4-step quadrangle

REPORT NUMBER: SP1-2408-195-9

Photopic Flux vs. Wavelength



Photopic Lumens: NR

λ (nm)	Power W [^] /nm	Lumens (ϕ /nm)	λ (nm)	Power W [^] /nm	Lumens (ϕ /nm)	λ (nm)	Power W [^] /nm	Lumens (ϕ /nm)	λ (nm)	Power W [^] /nm	Lumens (ϕ /nm)	λ (nm)	Power W [^] /nm	Lumens (ϕ /nm)
360	0	NR	490	168	NR	620	940	NR	750	35	NR	880	1	NR
365	0	NR	495	233	NR	625	897	NR	755	30	NR	885	1	NR
370	0	NR	500	300	NR	630	847	NR	760	26	NR	890	1	NR
375	0	NR	505	372	NR	635	790	NR	765	22	NR	895	1	NR
380	0	NR	510	430	NR	640	730	NR	770	19	NR	900	1	NR
385	0	NR	515	483	NR	645	668	NR	775	16	NR	905	1	NR
390	0	NR	520	524	NR	650	605	NR	780	14	NR	910	0	NR
395	2	NR	525	555	NR	655	545	NR	785	12	NR	915	0	NR
400	4	NR	530	581	NR	660	485	NR	790	10	NR	920	0	NR
405	7	NR	535	604	NR	665	430	NR	795	9	NR	925	0	NR
410	17	NR	540	623	NR	670	378	NR	800	8	NR	930	0	NR
415	34	NR	545	645	NR	675	331	NR	805	7	NR	935	0	NR
420	68	NR	550	667	NR	680	290	NR	810	6	NR	940	0	NR
425	128	NR	555	693	NR	685	251	NR	815	5	NR	945	0	NR
430	214	NR	560	719	NR	690	218	NR	820	4	NR	950	0	NR
435	339	NR	565	754	NR	695	188	NR	825	4	NR	955	0	NR
440	507	NR	570	791	NR	700	162	NR	830	3	NR	960	0	NR
445	573	NR	575	830	NR	705	139	NR	835	3	NR	965	0	NR
450	356	NR	580	873	NR	710	119	NR	840	3	NR	970	0	NR
455	217	NR	585	913	NR	715	102	NR	845	2	NR	975	0	NR
460	168	NR	590	948	NR	720	88	NR	850	2	NR	980	0	NR
465	113	NR	595	974	NR	725	76	NR	855	2	NR	985	0	NR
470	85	NR	600	994	NR	730	65	NR	860	1	NR	990	0	NR
475	85	NR	605	998	NR	735	55	NR	865	1	NR	995	0	NR
480	94	NR	610	994	NR	740	47	NR	870	1	NR	1000	0	NR
485	120	NR	615	973	NR	745	41	NR	875	1	NR			

REPORT NUMBER: SP1-2408-195-9

Scotopic Flux vs. Wavelength



Scotopic Lumens: NR

S/P: 1.27

λ (nm)	Power W [^] /nm	Lumens (φ/nm)	λ (nm)	Power W [^] /nm	Lumens (φ/nm)	λ (nm)	Power W [^] /nm	Lumens (φ/nm)	λ (nm)	Power W [^] /nm	Lumens (φ/nm)	λ (nm)	Power W [^] /nm	Lumens (φ/nm)
360	0	NR	490	168	NR	620	940	NR	750	35	NR	880	1	NR
365	0	NR	495	233	NR	625	897	NR	755	30	NR	885	1	NR
370	0	NR	500	300	NR	630	847	NR	760	26	NR	890	1	NR
375	0	NR	505	372	NR	635	790	NR	765	22	NR	895	1	NR
380	0	NR	510	430	NR	640	730	NR	770	19	NR	900	1	NR
385	0	NR	515	483	NR	645	668	NR	775	16	NR	905	1	NR
390	0	NR	520	524	NR	650	605	NR	780	14	NR	910	0	NR
395	2	NR	525	555	NR	655	545	NR	785	12	NR	915	0	NR
400	4	NR	530	581	NR	660	485	NR	790	10	NR	920	0	NR
405	7	NR	535	604	NR	665	430	NR	795	9	NR	925	0	NR
410	17	NR	540	623	NR	670	378	NR	800	8	NR	930	0	NR
415	34	NR	545	645	NR	675	331	NR	805	7	NR	935	0	NR
420	68	NR	550	667	NR	680	290	NR	810	6	NR	940	0	NR
425	128	NR	555	693	NR	685	251	NR	815	5	NR	945	0	NR
430	214	NR	560	719	NR	690	218	NR	820	4	NR	950	0	NR
435	339	NR	565	754	NR	695	188	NR	825	4	NR	955	0	NR
440	507	NR	570	791	NR	700	162	NR	830	3	NR	960	0	NR
445	573	NR	575	830	NR	705	139	NR	835	3	NR	965	0	NR
450	356	NR	580	873	NR	710	119	NR	840	3	NR	970	0	NR
455	217	NR	585	913	NR	715	102	NR	845	2	NR	975	0	NR
460	168	NR	590	948	NR	720	88	NR	850	2	NR	980	0	NR
465	113	NR	595	974	NR	725	76	NR	855	2	NR	985	0	NR
470	85	NR	600	994	NR	730	65	NR	860	1	NR	990	0	NR
475	85	NR	605	998	NR	735	55	NR	865	1	NR	995	0	NR
480	94	NR	610	994	NR	740	47	NR	870	1	NR	1000	0	NR
485	120	NR	615	973	NR	745	41	NR	875	1	NR			

REPORT NUMBER: SP1-2408-195-9

Melanopic Flux vs. Wavelength



Melanopic Lumens: NR

M/P: 2.32

λ (nm)	Power W [^] /nm	Lumens (φ/nm)	λ (nm)	Power W [^] /nm	Lumens (φ/nm)	λ (nm)	Power W [^] /nm	Lumens (φ/nm)	λ (nm)	Power W [^] /nm	Lumens (φ/nm)	λ (nm)	Power W [^] /nm	Lumens (φ/nm)
360	0	NR	490	168	NR	620	940	NR	750	35	NR	880	1	NR
365	0	NR	495	233	NR	625	897	NR	755	30	NR	885	1	NR
370	0	NR	500	300	NR	630	847	NR	760	26	NR	890	1	NR
375	0	NR	505	372	NR	635	790	NR	765	22	NR	895	1	NR
380	0	NR	510	430	NR	640	730	NR	770	19	NR	900	1	NR
385	0	NR	515	483	NR	645	668	NR	775	16	NR	905	1	NR
390	0	NR	520	524	NR	650	605	NR	780	14	NR	910	0	NR
395	2	NR	525	555	NR	655	545	NR	785	12	NR	915	0	NR
400	4	NR	530	581	NR	660	485	NR	790	10	NR	920	0	NR
405	7	NR	535	604	NR	665	430	NR	795	9	NR	925	0	NR
410	17	NR	540	623	NR	670	378	NR	800	8	NR	930	0	NR
415	34	NR	545	645	NR	675	331	NR	805	7	NR	935	0	NR
420	68	NR	550	667	NR	680	290	NR	810	6	NR	940	0	NR
425	128	NR	555	693	NR	685	251	NR	815	5	NR	945	0	NR
430	214	NR	560	719	NR	690	218	NR	820	4	NR	950	0	NR
435	339	NR	565	754	NR	695	188	NR	825	4	NR	955	0	NR
440	507	NR	570	791	NR	700	162	NR	830	3	NR	960	0	NR
445	573	NR	575	830	NR	705	139	NR	835	3	NR	965	0	NR
450	356	NR	580	873	NR	710	119	NR	840	3	NR	970	0	NR
455	217	NR	585	913	NR	715	102	NR	845	2	NR	975	0	NR
460	168	NR	590	948	NR	720	88	NR	850	2	NR	980	0	NR
465	113	NR	595	974	NR	725	76	NR	855	2	NR	985	0	NR
470	85	NR	600	994	NR	730	65	NR	860	1	NR	990	0	NR
475	85	NR	605	998	NR	735	55	NR	865	1	NR	995	0	NR
480	94	NR	610	994	NR	740	47	NR	870	1	NR	1000	0	NR
485	120	NR	615	973	NR	745	41	NR	875	1	NR			

Summary

$R_f = 81.5$
 $R_g = 99.2$
 $CIE R_a = 81.0$
 $R_9 = 7.1$



Color Vector Graphics



Individual Sample Fidelity Index ($R_{f,i}$)

CES01 = 86	CES26 = 74	CES51 = 89	CES76 = 70
CES02 = 63	CES27 = 88	CES52 = 92	CES77 = 86
CES03 = 31	CES28 = 89	CES53 = 81	CES78 = 72
CES04 = 70	CES29 = 67	CES54 = 87	CES79 = 90
CES05 = 50	CES30 = 68	CES55 = 85	CES80 = 88
CES06 = 51	CES31 = 71	CES56 = 78	CES81 = 78
CES07 = 42	CES32 = 70	CES57 = 76	CES82 = 95
CES08 = 41	CES33 = 71	CES58 = 78	CES83 = 90
CES09 = 29	CES34 = 82	CES59 = 92	CES84 = 94
CES10 = 76	CES35 = 90	CES60 = 95	CES85 = 86
CES11 = 59	CES36 = 93	CES61 = 93	CES86 = 72
CES12 = 65	CES37 = 87	CES62 = 83	CES87 = 85
CES13 = 43	CES38 = 75	CES63 = 77	CES88 = 83
CES14 = 74	CES39 = 94	CES64 = 83	CES89 = 75
CES15 = 71	CES40 = 89	CES65 = 77	CES90 = 81
CES16 = 47	CES41 = 85	CES66 = 80	CES91 = 96
CES17 = 50	CES42 = 86	CES67 = 79	CES92 = 73
CES18 = 56	CES43 = 81	CES68 = 84	CES93 = 84
CES19 = 72	CES44 = 99	CES69 = 91	CES94 = 64
CES20 = 66	CES45 = 87	CES70 = 78	CES95 = 80
CES21 = 87	CES46 = 82	CES71 = 76	CES96 = 84
CES22 = 79	CES47 = 77	CES72 = 92	CES97 = 87
CES23 = 92	CES48 = 71	CES73 = 71	CES98 = 81
CES24 = 91	CES49 = 81	CES74 = 93	CES99 = 74
CES25 = 72	CES50 = 89	CES75 = 74	



Color Rendition by Hue-Angle Bin



Measure Comparisons



(END OF REPORT)